




## VALENTINE'S DAY – Writing a Card (A2)

---

### **1** DISCOVER – What is a Valentine's card?

A Valentine's card is a **short message** to show **love or friendship**.

You can write it to:

- a friend 
- a family member 
- your boyfriend or girlfriend 

It is **kind, simple** and **positive**.

---

### **2** USEFUL VOCABULARY

#### People

- my friend
- my best friend
- my mum / dad
- my boyfriend / girlfriend

#### Feelings & adjectives

- nice
- kind
- special
- funny
- important

#### Verbs

- like
  - love
  - thank
  - make (me happy / me smile)
- 

### **3** USEFUL SENTENCES

Match the beginnings and the endings.

1. Happy Valentine's
2. You are
3. I like
4. Thank you for

5. You make me

- a. my best friend.
- b. spending time with you.
- c. Day!
- d. happy.
- e. being so kind.

Answers:

1 → \_\_\_ / 2 → \_\_\_ / 3 → \_\_\_ / 4 → \_\_\_ / 5 → \_\_\_

---

**4 PREPARE YOUR CARD**  (Planning)

Complete the table before writing.

Question	Your ideas
Who is your card for?	_____
How do you feel? (2 words)	_____
Why do you like this person?	_____
One nice sentence you want to say	_____

---

**5 WRITE YOUR VALENTINE'S CARD** 

Use your ideas and write **4–5 short sentences**.

**Model:**

*Dear Tom,  
Happy Valentine's Day! You are my best friend. Thank you for being kind. You make me happy. Cheers, Mike*

---

 **Your card:**

Dear \_\_\_\_\_,

---

---

---

---

---

From: \_\_\_\_\_

**6 CHECK YOUR WORK** 

- ✓ Capital letters
- ✓ Full sentences
- ✓ Kind words
- ✓ Present simple