


# CLASSROOM ENGLISH !



## POLITENESS

a. Essaie de deviner la traduction des mots suivants.



Hello :

Good morning :

Good afternoon :



Goodbye :

See you later :

See you tomorrow :

See you next week :



Thank you :

You're welcome :

## VOCABULARY

b. Essaie de deviner la traduction de ces questions pour demander du vocabulaire.

  ? What is the English for ..... ? :

  ? What is the French for ..... ? :

## DIRECTIONS

c. Associe chaque ordre à son image.




• • Take your copybook



• • Close your copybook



• • Take your pencil case



• • Close the door



• • Take your diary



• • Open the door



• • Take your pen



• • Open your copybook



• • Sit down



• • Look at the board



• • Stand up



• • Come to the board



## PERMISSIONS

d. Associe chaque question à une image.

Can I close/open the window ? •

Can I close/open the shutters ? •

Can I take extra work ? •

Can I distribute the papers ? •

Can I erase the board ? •

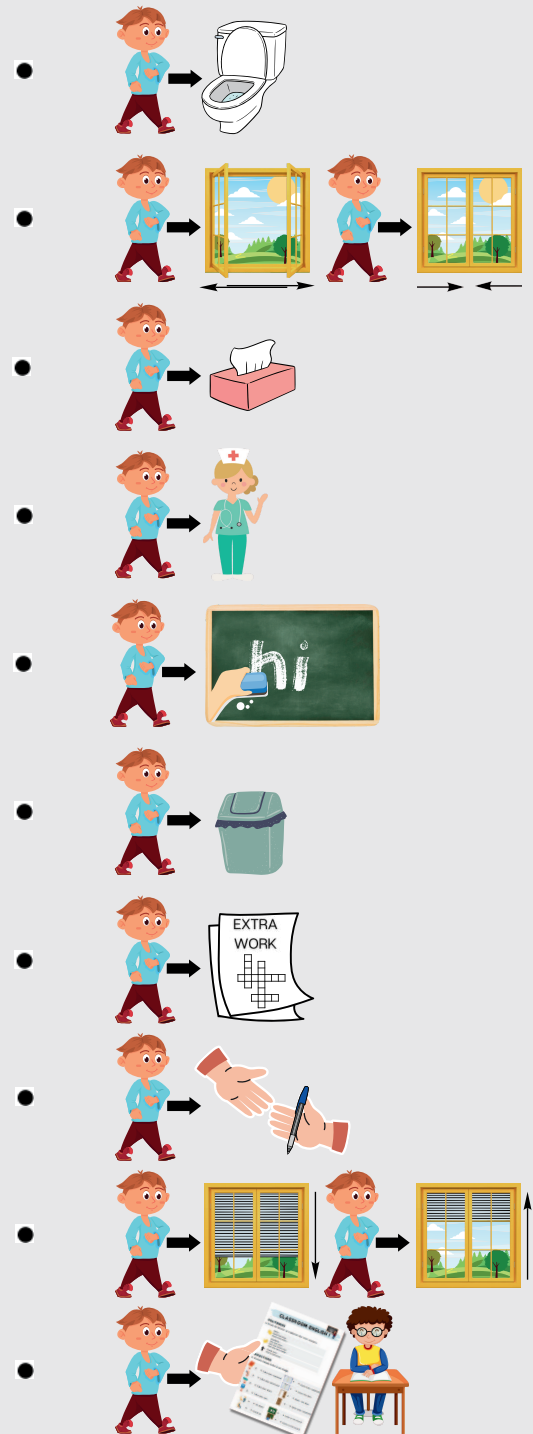
Can I go to the bathroom ? •

Can I go to the bin ? •

Can I go to the nurse ? •

Can I have a tissue ? •

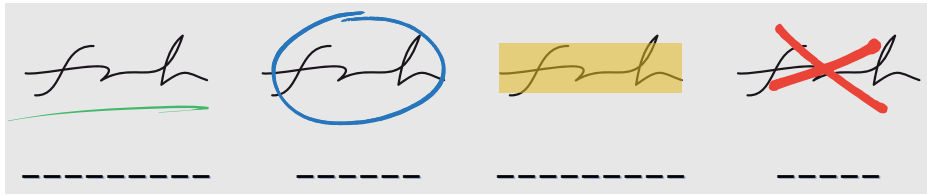
Can I borrow a pen/pencil/... ? •



## INSTRUCTIONS

e. Associe chaque consigne de la liste à un schéma.

Cross Circle Underline Highlight



f. Essaie de deviner la traduction des consignes suivantes.

Read :

Write :

Listen :

Watch :

## TEACHER'S ASSISTANT


g. Associe chaque phrase de la liste à sa traduction en anglais.

- |                                    |   |                              |
|------------------------------------|---|------------------------------|
| Quel temps fait-il ?               | • | • Who is absent ?            |
| Récapitulons la leçon !            | • | • What is the weather like ? |
| Comment allez-vous ?               | • | • What is the date today ?   |
| Quelle est la date d'aujourd'hui ? | • | • Let's recap the lesson !   |
| Qui est absent ?                   | • | • How are you ?              |

## FEELINGS

h. Associe chaque sentiment de la liste à un visage.

Hungry So so Fine Happy Nervous Sad Tired Sick Angry



# PROBLEMS









i. Associe chaque phrase de la liste à sa traduction en anglais.

Je ne comprends pas	•	• I need help
Je ne sais pas	•	• I forgot my copybook
J'ai besoin d'aide	•	• I don't know
Je ne me souviens pas	•	• Sorry, I'm late
Je suis perdu(e)	•	• I am lost
Je m'excuse d'être en retard	•	• I don't understand
J'ai oublié mon cahier	•	• I forgot to do my homework
J'ai oublié de faire mes devoirs	•	• I don't remember

# WEATHER

j. Associe chaque mot de la liste à une image.




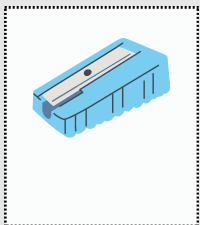







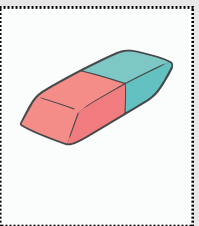
Windy Sunny Stormy Cloudy Cold Rainy Hot Snowy

			
It's _____	It's _____	It's _____	It's _____
			
It's _____	It's _____	It's _____	It's _____

# SCHOOL SUPPLIES

k. Associe chaque mot de la liste à une image.

Highlighter Scissors Pencil Ruler Glue stick Pen Eraser (U.K.)  
Pencil case Copybook School bag Sharpener Paper Rubber (U.S.)

					
-----	-----	-----	-----	-----	-----
					
-----	-----	-----	-----	-----	----- ( )
-----	-----	-----	-----	-----	----- ( )